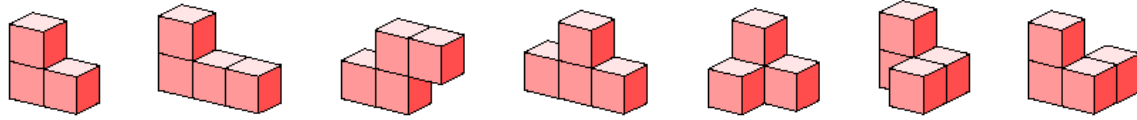
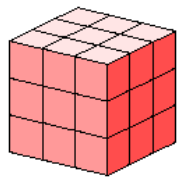


# The Soma Cube

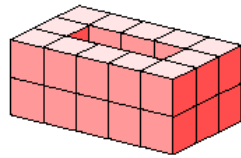
The Soma Cube is a puzzle invented by Danish scientist Piet Hein. It has seven pieces, made of cubes joined together:



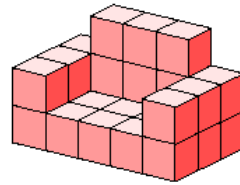
See if you can use the seven pieces to make each of the shapes below.



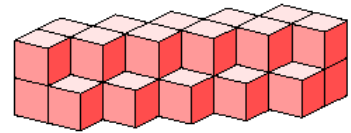
Cube



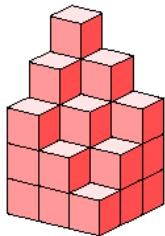
Bath



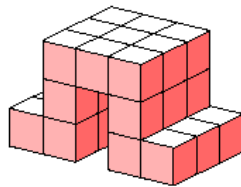
Sofa



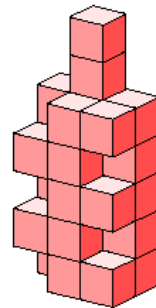
Wall



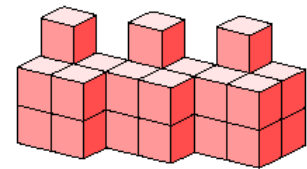
Crystal



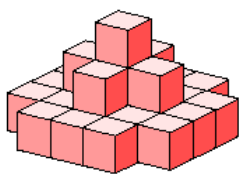
Tunnel



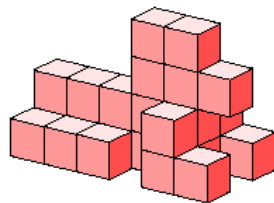
Block of flats



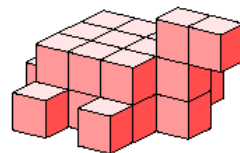
Terrace



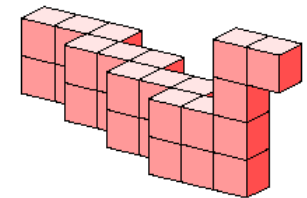
Pyramid



Sphinx



Tortoise



Snake

Can you find any other interesting shapes for other people to try to make?